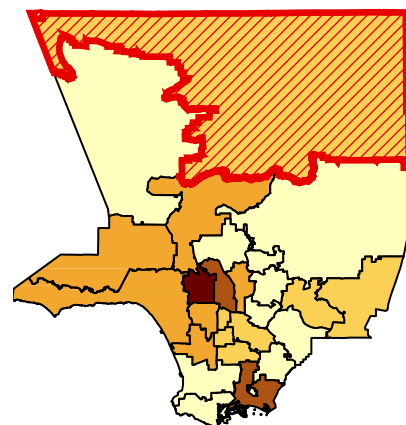
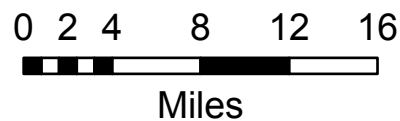
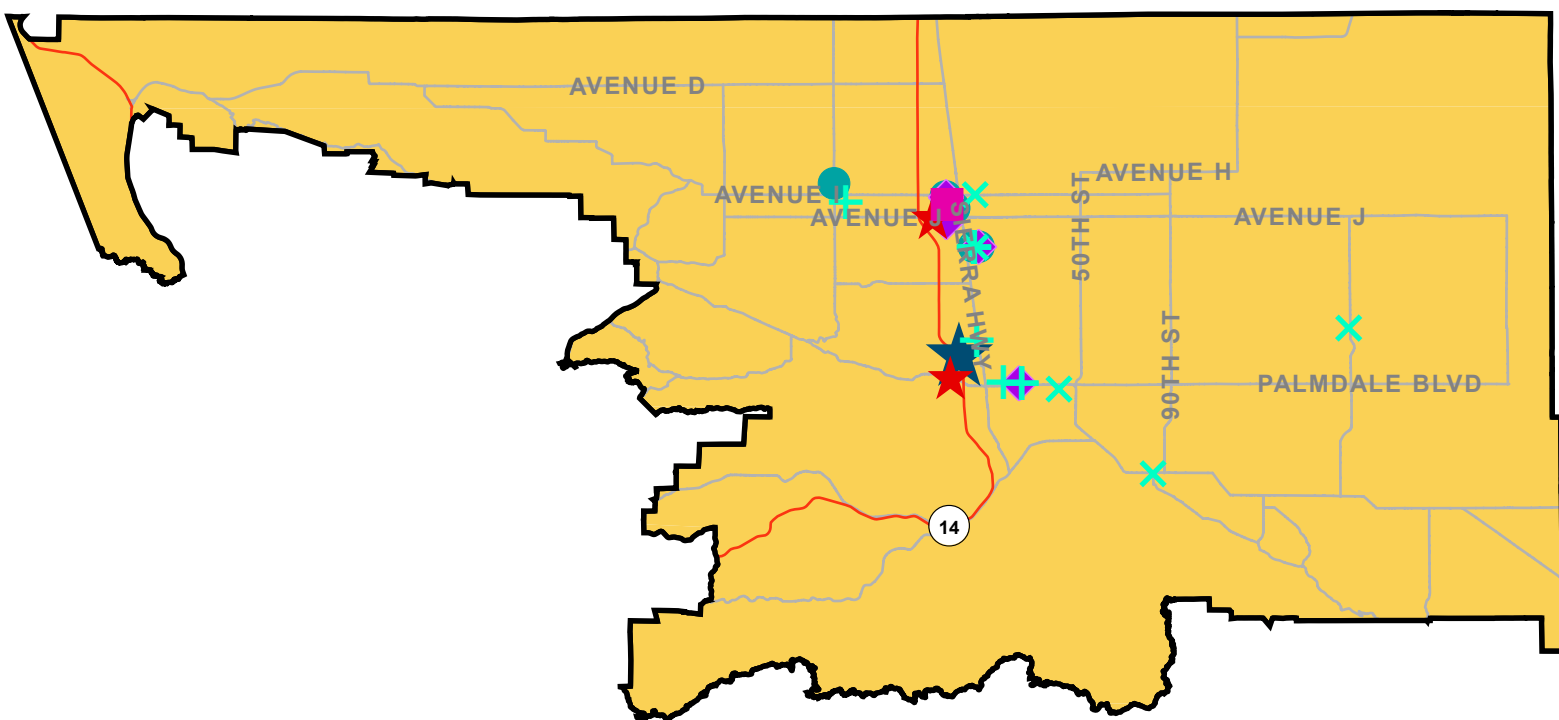


Estimated Number of PLWH Residing in the Antelope Valley Health District at the End of 2015

Area Size (% of LAC): 1,384 square miles (33.9%)
 Health District Population (% of LAC): 396,357 (4%)
 PLWH (% of LAC): 1,303 (2%)
 HIV Rate (Rank in LAC): 329/100,000 (17 of 26)

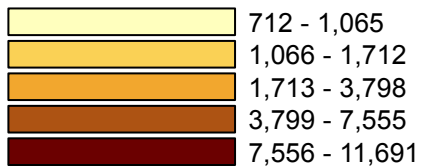


Area Shown Below



Legend

Estimated Number of PLWH



- | | | | |
|--|----------------------|--|---|
| | HIV Testing Provider | | Hospital (in Statistically Impacted Area) |
| | Ryan White Provider | | Hospital |
| | PrEP Provider | | Federally Qualified Health Center |
| | DHS Facility | | |
| | DMH Facility | | |